




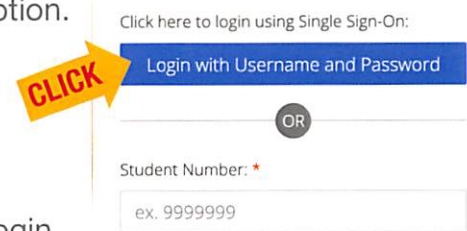
How to log in to Mysite

1 Go to the Saddleback College website: www.saddleback.edu

2 **CLICK** on Login, then click on Mysite.



3 **CLICK** on the “Login with Username and Password” option.

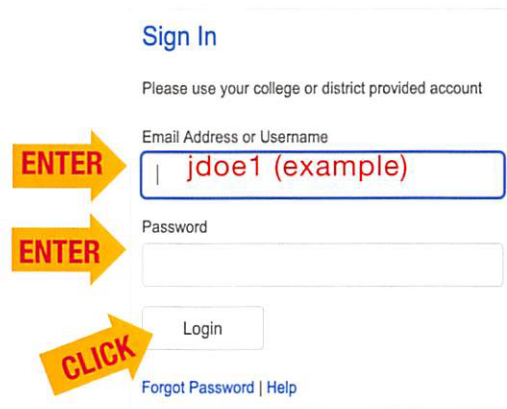


4 Enter your **username** and **password** then **CLICK** on Login.

Your username is the first part of your email.

Example:

If your email is **jdoe1@saddleback.edu**, then your username would be **jdoe1**



Student Technology Support Assistance

scstudenttechsupport@saddleback.edu

(949) 582-4363

Learning Resource Center (LRC) 205, 220, and 305

Monday–Thursday 9:00 am - 7:00 pm • Friday 8:00 am - 2:00 pm

Please call ahead to confirm. Hours are subject to change.