




Password Reset

Need to reset or create a password?

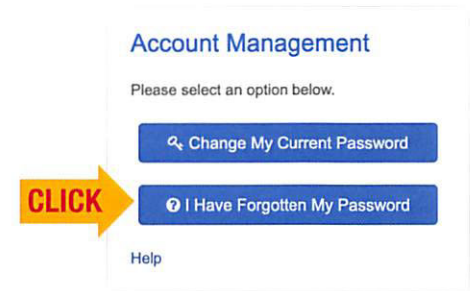
1 Go to saddleback.edu. Click on **Login** and select **Canvas**



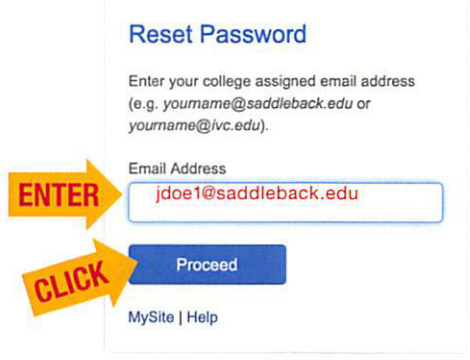
Click on **"Forgot Password"** on the sign in page.



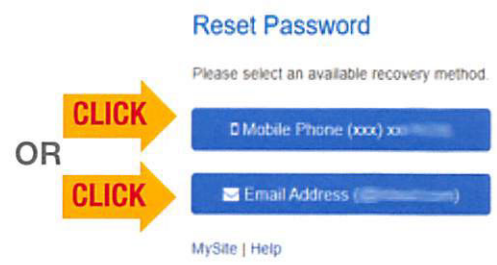
2 Click on the **"I Have Forgotten My Password"** option.



3 To identify your student account, type in your Saddleback email and **CLICK** on proceed.



4 Choose to have a verification code sent to your **Mobile Phone** or **Personal Email Address**.



5 Retrieve the verification code.

Mobile phone method

Reset Password

Please select an available recovery method.



To verify that this is your phone number, enter the **last 4 digits** including **75**, and then click "Send Code" to receive your code.

LAST 4 DIGITS



CLICK

MySite | Help

OR

Email method

Check your **personal email** for the verification code

Password Reset

(continued)

6 Enter the verification code you've been sent and **CLICK** on verify.

7 Create a **password** that meets the following **criteria**:

- Be at least 12 characters in length
- Contain at least 1 uppercase letter
- Contain at least 1 lowercase letter
- Contain at least 1 number
- Contain at least 1 non-alphanumeric character (example: ! @ # \$ %)

*You must enter your new password **again** in the **Verify Password** section, then **CLICK** on **Change Password**.

8 Navigate to the login screen at www.saddleback.edu Click on Login then select Email to log into your Saddleback Email account.



Student Technology Support Assistance

scstudenttechsupport@saddleback.edu

(949) 582-4363

Learning Resource Center (LRC) 205, 220, and 305

Monday–Thursday 9:00 am - 7:00 pm • Friday 8:00 am - 2:00 pm

Please call ahead to confirm. Hours are subject to change.